



**PRE-POPULATION of
INVOICE DETAILS**

PRE-POPULATION OF INVOICE DETAILS

TAX INVOICE


INVOICE NUMBER:
INVOICE DATE: 18-Apr-2017
INVOICE REF.:
DEBTOR ID:
ORDER NUMBER:

Page 1 / 1

Item Description	Quantity	Item Price	Inv. Amount
Non Food component	1.00	21.00	21.00
			GST TOTAL: 0.00
			INVOICE TOTAL: 21.00

* Indicates Invoice Amount on Item row includes GST

PAYMENT METHODS





Online Card Payment

CRN: _____
Invoice No: _____

This invoice can be paid by card via BPOINT
<https://www.bpoint.com.au/payments/dete/>

- Phone payment using credit/debit card via BPOINT 1300 631 073. Please quote CRN and invoice number from the BPOINT box on the left.
- Centreav Deduction - Payment by Centrepay deduction can be arranged through the



BPOINT
Bill Payment

Online Card Payment

CRN: **1234567891234**

Online Card Payment Invoice No: **20447**

Please pay each invoice individually. invoices can be paid by card via BPoint

<https://www.bpoint.com.au/payments/dete/>

Customers can click on the BPOINT link at the bottom of the invoice

PRE-POPULATION OF INVOICE DETAILS

	 BPOINT Bill Payment	
Online Card Payment		
Online Card Payment	CRN: 1234567891234	
	Invoice No: 20447	
	Please pay each invoice individually. invoices can be paid by card via BPoint	
https://www.bpoint.com.au/payments/dete/		



The BPOINT **Web Link** at the bottom of the invoice is hyperlinked with information from the invoice.

Once the customer clicks on the link the BPOINT page opens up and pre-fills all the required information.

PRE-POPULATION OF INVOICE DETAILS

The screenshot displays the BPOINT payment interface. At the top left is the BPOINT logo with the tagline 'Receivables Solution'. At the top right, it says 'Supported by the Commonwealth Bank' with the bank's logo. The main heading is 'Make a BPOINT Payment'. Below this, several fields are pre-filled with data: 'Biller Code' is 1002534 (Department Of Education And Training); 'Customer Reference Number' is 1234567891234; 'Invoice Number' is 20447; and 'Student Name (Maximum 20 characters)' is James Richardson. The 'Amount (AUD)' field is empty. Underneath, there are three payment options: MasterCard, VISA, and MasterPass. A blue callout box on the right points to the pre-filled fields, and another blue callout box points to the amount and payment method options.

All the required information is pre-filled.

Customers enter the amount they wish to pay and their payment method